

# National Impact of our Port System

**Kurt Nagle**

President & CEO

American Association of Port Authorities

August 3, 2016



Alliance of the Ports of Canada, the Caribbean, Latin America and the United States

Seaports  
Deliver  
Prosperity

American Association of Port Authorities  
703.684.5700 • [www.aapa-ports.org](http://www.aapa-ports.org)

# Seaports Deliver Prosperity



*For American workers, consumers and communities seaports deliver vital goods and services to consumers, ship U.S. exports, create jobs and support local and national economic growth.*

# All Types of Seaports and All Types of Cargo

## Economic activity related to America's seaports:

- \$4.6 trillion in 2014
- **Over 1/4 of the U.S. economy**
- Projected to reach 60% by 2030

## Imported and exported cargo:

- 1.3 billion metric tons in 2013
- Worth nearly \$1.75 trillion
- **\$6 billion worth of goods moving to and from overseas markets each day**

## Domestic goods:

- 900 million metric tons
- **Market value of over \$400 billion**

## American jobs:

- U.S. seaports generated more than **23 million jobs** and **\$321 billion** in tax revenue in 2014



# Infrastructure Vital for America's Trade Future

Landside and Waterside Connections Critical



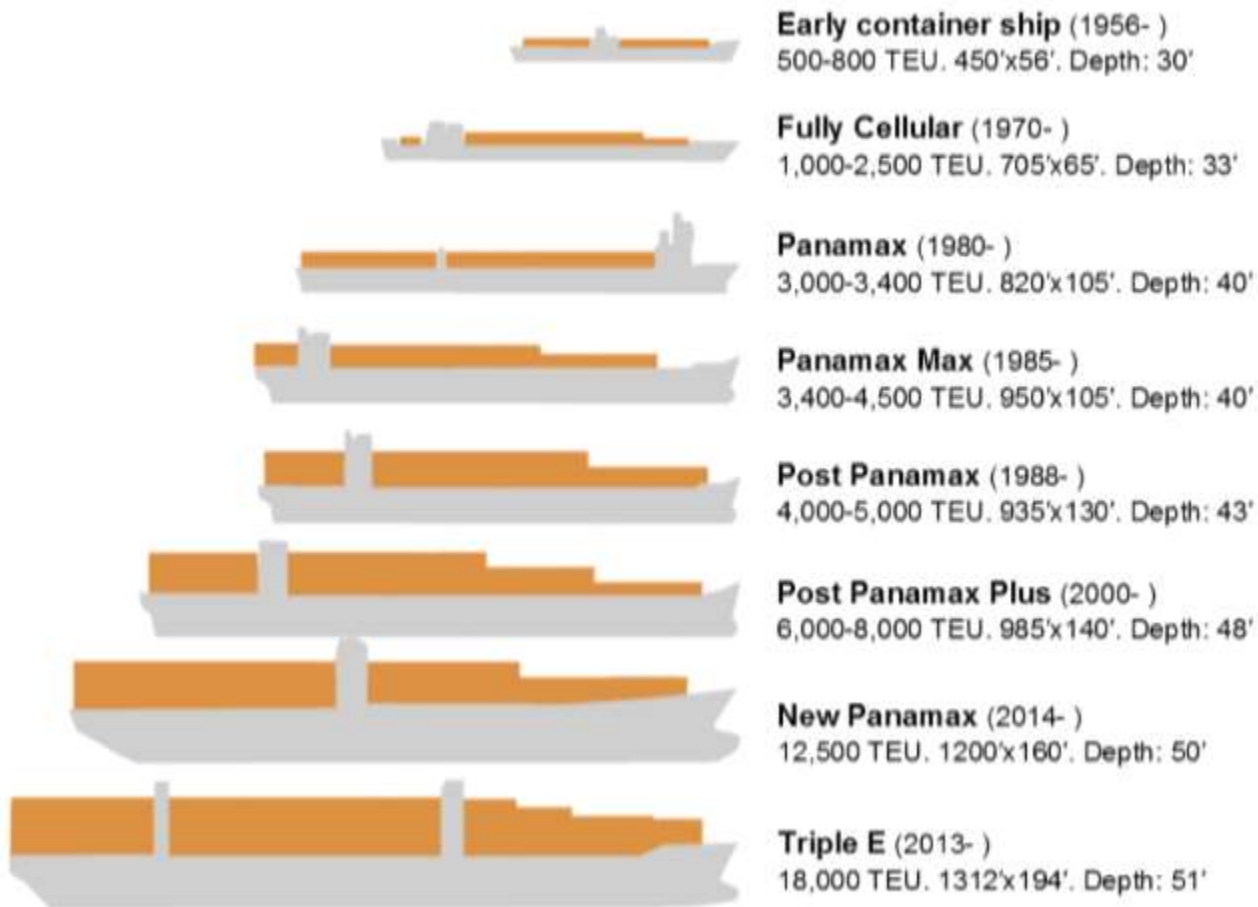
Ports and partners investing  
\$155 billion over the next 5 years  
in infrastructure improvements

Federal investment in  
seaport-related infrastructure  
is lagging far behind



## Evolution of Container Ships

TEU: twenty-foot equivalent units.  
Length x width, depth below water line in feet



*Adapted from The Geography of Transport Systems, Jean-Paul Rodrigue*

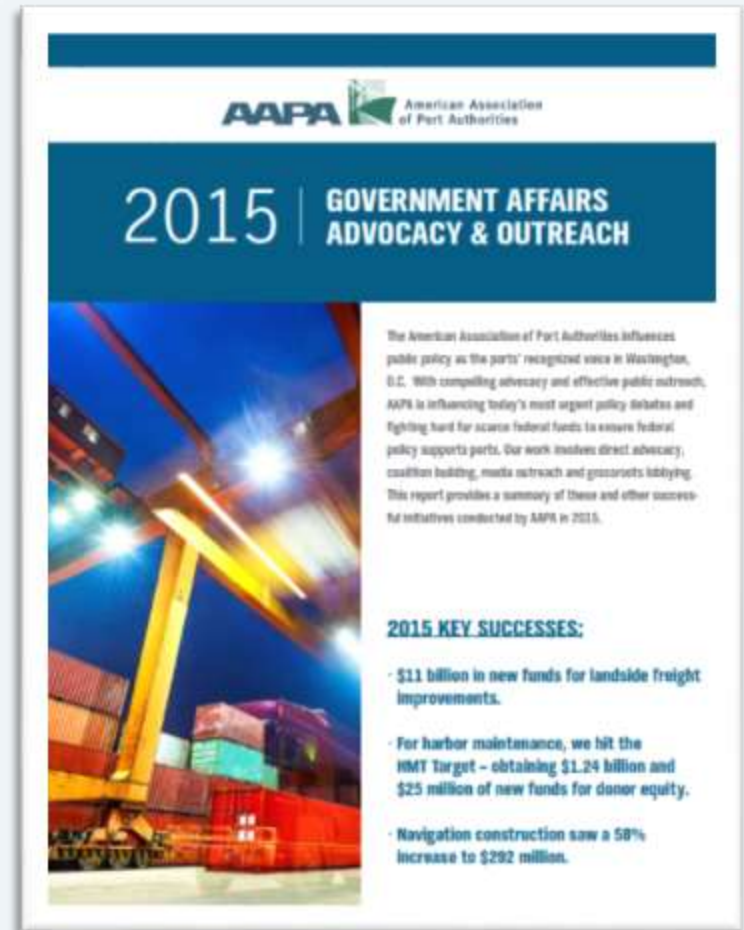
# AAPA Washington Priorities

## Waterside: Funding for Dredging Our Water Highways—FY 2016 Corps of Engineers budget and WRDA

- Full use of the Harbor Maintenance Tax (HMT) by 2025
- More equity for HMT donors

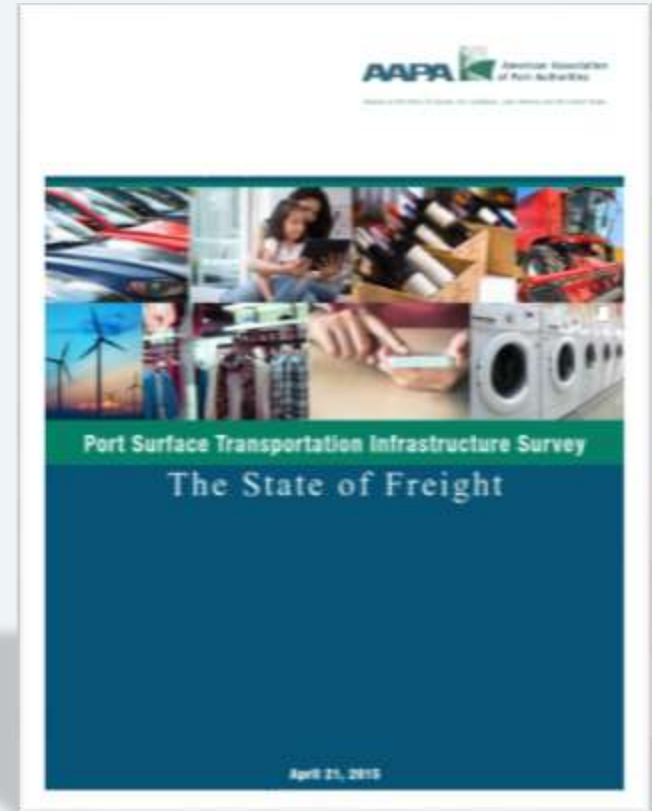
## Landside Connections: Fixing America's Surface Transportation (FAST) Act 2015

- Provided \$11 billion in dedicated funding for freight projects



# What is The State of Freight?

- Congestion is on the rise at landside seaport connectors
- Congestion is hurting port productivity
- Major investment is needed to improve intermodal connections



# Building America's 21<sup>st</sup> Century Port Infrastructure Requires Investment

1 in 3 U.S. ports need at least  
**\$100 MILLION**  
in intermodal upgrades to handle  
projected 2025 freight volumes





# U.S. PORTS NEED SUBSTANTIAL INVESTMENT TO HANDLE PROJECTED 2025 FREIGHT VOLUMES

**NORTH PACIFIC  
PORTS**  
\$6,925,300,000

**GREAT LAKES  
PORTS**  
\$332,698,000

**NORTH ATLANTIC  
PORTS**  
\$6,413,982,644

**SOUTH PACIFIC  
PORTS**  
\$6,508,102,500\*

\*INCLUDES THE COMMONWEALTH OF SAIPAN

**SOUTH ATLANTIC  
PORTS**  
\$4,637,500,000\*

\*INCLUDES PUERTO RICO AND U.S. VIRGIN ISLANDS

**GULF PORTS**  
\$4,134,670,000

## State of Freight II – Continued Multimodal Investment

- 67 percent of states already have state freight plans that they are actively working to comply with the FAST Act
- 55 percent of the states have already identified a total of 6,202 freight projects
- \$288 billion in project costs have already been identified by only 36 percent of the states
- Further investment is needed to build out the freight network

# 'Hit the HMT Target!' Campaign

## Targets

- FY 2015 67% of FY 2014
- FY 2016 69% of FY 2015
- FY 2017 71%
- FY 2018 74%
- FY 2019 77%
- FY 2020 80%
- FY 2021 83%
- FY 2022 87%
- FY 2023 91%
- FY 2024 95%
- FY 2025+ 100%

## Water Resources and Reform Development Act (WRRDA) of 2014, Section 2101



# Navigation Funding Campaign 2017



**NAVIGATION  
STAKEHOLDERS  
CALL FOR \$2.8B  
FY17 CORPS NAVIGATION  
PROGRAM**

Competitive Ports and Inland Waterways Stimulate U.S. Jobs  
and Economic Growth.

**FROM NAVIGATION COALITION**  
**POC: JIM WALKER • [JWALKER@AAPA-PORTS.ORG](mailto:JWALKER@AAPA-PORTS.ORG) • 703-706-4715**



# Navigation Funding Campaign 2017

## We Urge Congress to Support \$2.8 Billion for the 2017 Corps Navigation Program

	2017 Stakeholders	2016 Enacted	2017 Pres Budget
<b>COASTAL NAVIGATION</b>	<b>\$1.545 B</b>	<b>\$1.3908 B</b>	<b>\$1.009 B</b>
Investigations	\$15 M	\$ 13.6 M	\$ 8 M
Construction	\$200 M	\$185.2 M	\$105 M
Operations & Maintenance	\$1.280 B	\$1.167 B	\$896 M
Donor and Energy Ports	\$50 M	\$ 25 M	\$ 0
<b>INLAND NAVIGATION</b>	<b>\$1.210 B</b>	<b>\$1.1746 B</b>	<b>\$888 M</b>
Investigations	\$20 M	\$ 19.6 M	\$ 14 M
Construction	\$390 M	\$402 M	\$243 M
Operations & Maintenance	\$800 M	\$753 M	\$631 M
<b>MS RIVER &amp; TRIBUTARIES</b>	<b>\$45 M</b>	<b>\$46.1 M</b>	<b>\$ 37 M</b>
<b>TOTAL NAVIGATION</b>	<b>\$2.800 B</b>	<b>\$2.614 B</b>	<b>\$1.934 B</b>

# Water Resources Development Act of 2016, S.2848 and H.R.5303

- Make WRRDA 2014 adjustments and authorize new projects
- HMT Target adjustment—keep progress towards full use of HMT
- Establish ‘scoping meetings’ for new studies
- Extend Donor and Energy Transfer Port funding authorization, Section 2106
- Modernize cost share depths

# **While seaports are complex, the message is simple:**

**Investments in seaports are an essential,  
effective utilization of limited resources,  
paying dividends through increased trade  
and commerce, long-term job creation,  
economic vitality, and sizable tax revenues.**

# Partnership is Critical



Infrastructure delivers more than you think!  
#SeaportsDeliver



# Partnering with Freight Stakeholders

