



Institute
and Faculty
of Actuaries

Diversity of our key boards

In January 2022 the IFoA launched its new **Diversity, Equity and Inclusion (DEI) strategy**. As part of this strategy, we have committed to setting ourselves and our members bold and high standards in regard to how we will act as a professional membership body and employer. This will be underpinned by focusing on collecting meaningful data, setting standards, and being transparent about how we are making progress.

Under the Leadership and Culture area of the strategy, we have committed to publishing the aggregate ethnic, gender, demographic, geographic and socio-economic mix of Council, Management Board, Regulatory Board and Executive Leadership Team members. As this is the first time we have gathered this data, we have, as a first step, selected a few of the protected characteristics to report, with a view to widening this list in the future.

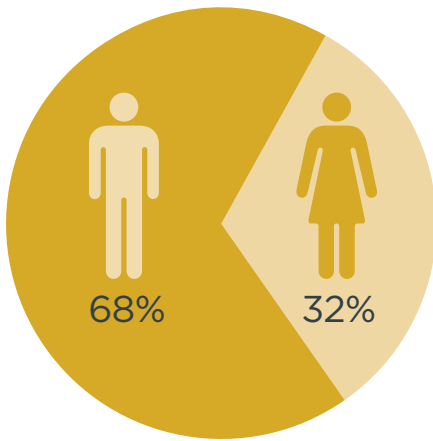
All members of the aforementioned boards were surveyed in April 2022 and the following is the data provided by them. This information will assist the IFoA in formulating future plans regarding diversity, equity and inclusion, and will be requested and reported on an annual basis.

If you have any feedback or questions regarding this data, please feel free to contact DEI@actuaries.org.uk.

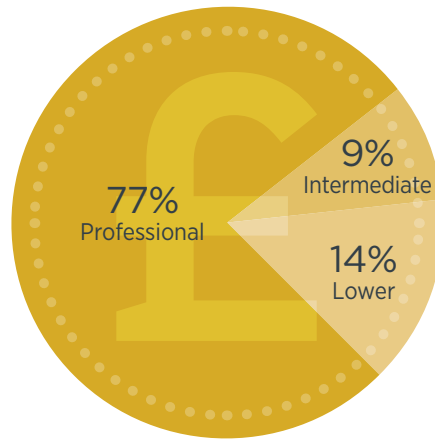


Council

Gender

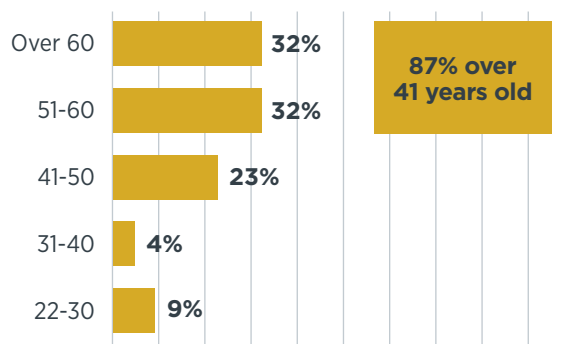


Socio-economic background

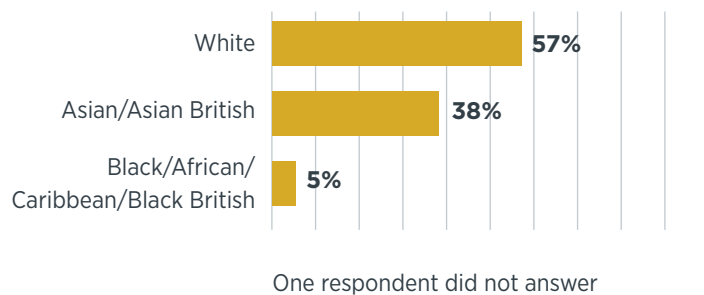


- **Professional** – modern professional and traditional occupations; senior or junior managers or administrators
- **Intermediate** – clerical and intermediate occupations; small business owners
- **Lower** – technical and craft occupations; routine, semi-routine manual and service occupations; long-term unemployed

Age range



Ethnic group

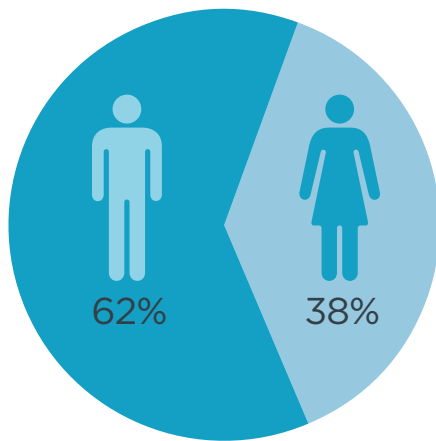


Geographic region

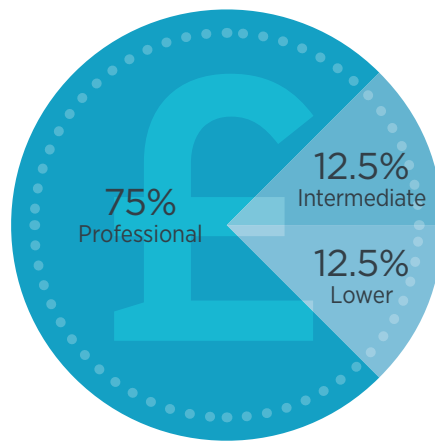


Management Board

Gender

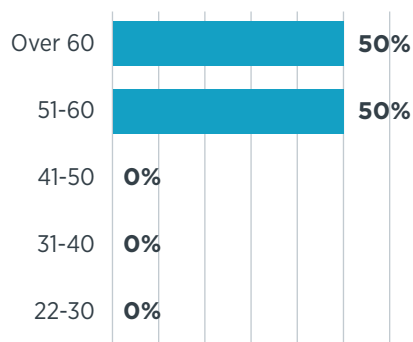


Socio-economic background

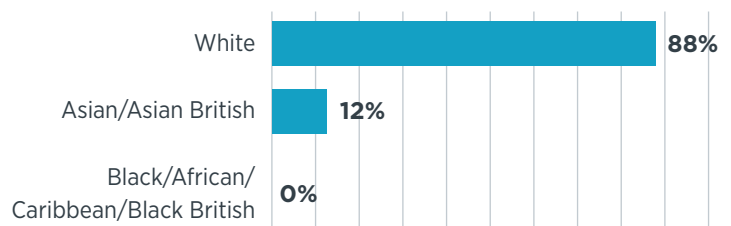


- **Professional** – modern professional and traditional occupations; senior or junior managers or administrators
- **Intermediate** – clerical and intermediate occupations; small business owners
- **Lower** – technical and craft occupations; routine, semi-routine manual and service occupations; long-term unemployed

Age range



Ethnic group

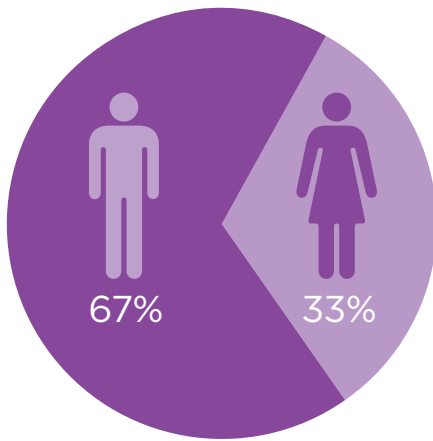


Geographic region

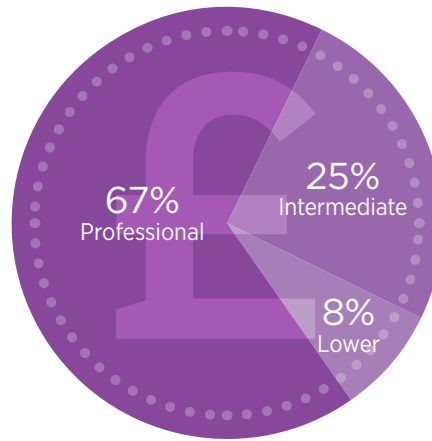


Regulatory Board

Gender

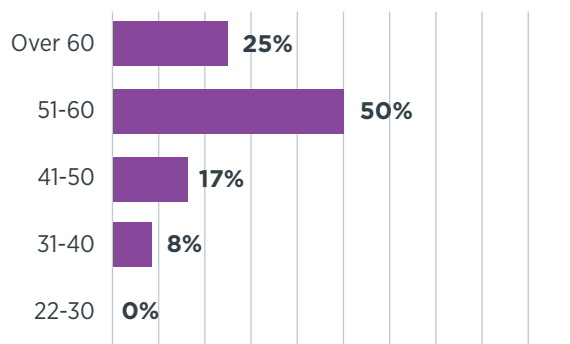


Socio-economic background

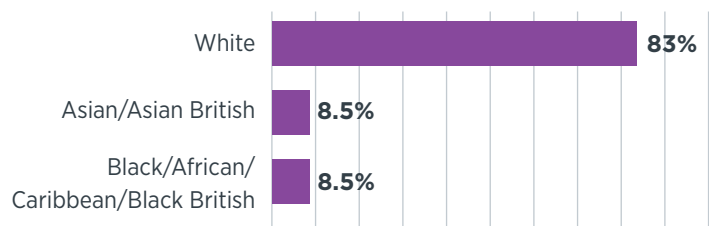


- **Professional** – modern professional and traditional occupations; senior or junior managers or administrators
- **Intermediate** – clerical and intermediate occupations; small business owners
- **Lower** – technical and craft occupations; routine, semi-routine manual and service occupations; long-term unemployed

Age range



Ethnic group

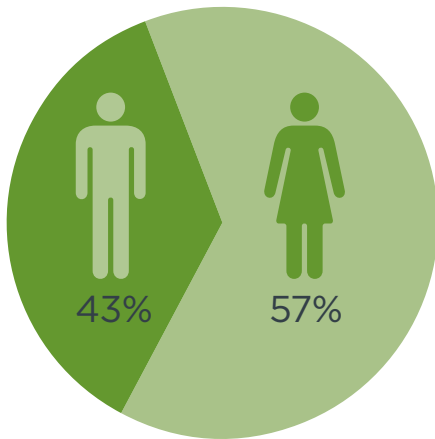


Geographic region



Executive Leadership Team

Gender

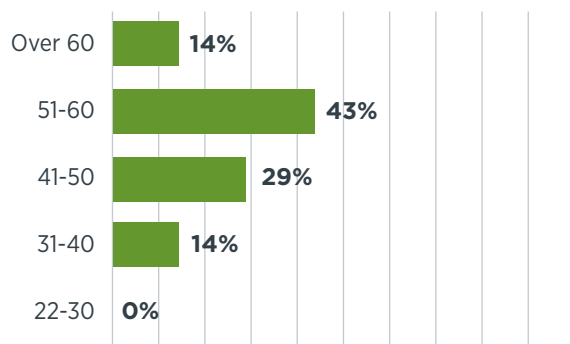


Socio-economic background

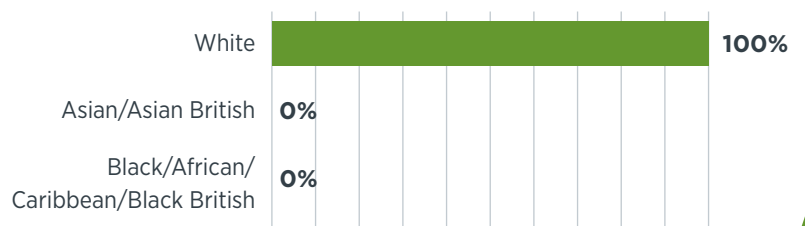


- **Professional** – modern professional and traditional occupations; senior or junior managers or administrators
- **Intermediate** – clerical and intermediate occupations; small business owners
- **Lower** – technical and craft occupations; routine, semi-routine manual and service occupations; long-term unemployed

Age range



Ethnic group



Geographic region





Institute
and Faculty
of Actuaries

Beijing

14F China World Office 1 · 1 Jianwai Avenue · Beijing · China 100004
Tel: +86 (10) 6535 0248

Edinburgh

Level 2 · Exchange Crescent · 7 Conference Square · Edinburgh · EH3 8RA
Tel: +44 (0) 131 240 1300

Hong Kong

1803 Tower One · Lippo Centre · 89 Queensway · Hong Kong
Tel: +852 2147 9418

London (registered office)

7th Floor · Holborn Gate · 326-330 High Holborn · London · WC1V 7PP
Tel: +44 (0) 20 7632 2100

Oxford

1st Floor · Park Central · 40/41 Park End Street · Oxford · OX1 1JD
Tel: +44 (0) 1865 268 200

Singapore

5 Shenton Way · UIC Building · #10-01 · Singapore 068808
Tel: +65 6906 0889

www.actuaries.org.uk

© 2022 Institute and Faculty of Actuaries